

Improving Lives of People with Rare Diseases



Our Mission

Paradigm Therapeutics is dedicated to the development of SD-101 (Zorblisa™), which is an innovative whole body topical therapy for people living with the rare disease, Epidermolysis Bullosa (EB).

A Late-Stage Rare Disease Company



Zorblisa
(allantoin)



Singular focus on rare diseases with significant medical need

Initial disease focus, EB, as a whole-body topical treatment across all EB subtypes

Therapy being developed to allow treatment beginning at birth

Demonstrated in clinical trials robust efficacy and safety

Convenient once daily, topical administration

Zorblisa™ positioned to be a whole-body skin treatment for all EB subtypes

Previous “Breakthrough Therapy Designation” in US

Orphan drug designations in US and EU

Small focused field sales force needed for specialty market

Proven team of development and scientific leaders


Deep and extensive relationships with EB experts and patient community

Experienced Leadership Team with Extensive Global Development Experience



Robert Ryan, PhD
Chief Executive Officer

Founder & CEO of Innova Therapeutics and Former Co-Founder and CEO of Scioderm. Former Managing Director of Celtic Pharma and Celtic Therapeutics, Board Member debra



Ronald V. Nardi, Ph.D.
EVP Development

35+ years experience in drug discovery/development and regulatory affairs, Operational and management R&D experience in large pharma organizations and small/medium sized companies including start-up/biotechnology firms



Michael Zimmer, MBA
Chief Financial Officer

Highly experienced executive brings 30 years of experience as a business leader in various roles including Finance, Accounting, Operations, Supply Chain, Business and Employee Development



Willistine Lenon
EVP Clinical Operations

Highly experienced Clinical Operations Executive with 29+ years in the field of clinical research, including senior roles at major CRO and pharmaceutical companies



Steve Cole
Head of BD and Licensing

Highly experienced Business Development/Licensing executive with 40+ years of global industry experience.



Epidermolysis Bullosa (EB)

“The worst disease you’ve never heard of¹”



¹ DEBRA America

- **Epidermolysis Bullosa (EB) is a rare genetic disease of connective tissue, manifested by defective or deficient anchoring fibrils which provide structural support primarily in the skin**
- Manifested by defective or deficient anchoring fibrils - primarily in skin
- Characterized by extreme fragility of the skin
- Typically manifests at birth
- Disfiguring and very painful
- Mildest friction damages skin causing severe blistering and wound formation
 - Itching exacerbates wounds and healing
 - Wounds often become chronic; result in significant scarring
- Life altering; results in inability for patients to thrive
- Disease unknown until birth; can be fatal (typically due to sepsis)

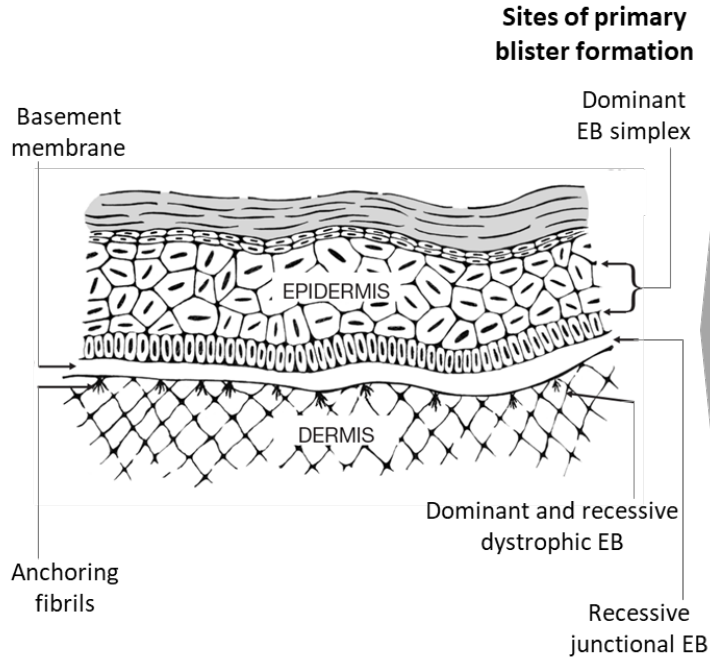
EB is an Orphan Disease in the U.S and E.U. and an Ultra-Orphan Disease in Japan

Official estimates of prevalence are increasing as the disease becomes better understood

- **US: Est. 20,000 - 40,000 current cases (comparable to Cystic Fibrosis)**
 - Debra (Dystrophic Epidermolysis Bullosa Research Association of America) web site: 30,000
 - Stanford University EB web site: 25,000 – 50,000
 - EBMRF (EB Medical Research Foundation) – “Estimates indicate that as many as 100,000 Americans suffer from some form of EB.”
- **EU: Est. 50,000 to 80,000 current cases**
 - Gabriella Pohl-Gubo (5th International Conference on rare diseases-Krakow 2010)
 - Prevalence estimates in Northern Europe
 - Northern Ireland ~ 44/M (Covello et al. J INV DERM, 1998)
 - Scotland ~ 49/M (Horn et al. BRIT J DERM, 2008)
- **Japan: 1,000 – 5,000**
 - ~1,000 (Study Group for Rare Intractable Skin Diseases in 1994)
 - “at least 1,000 severe cases and likely thousands more” (Debra Japan)
- **Worldwide prevalence estimated at 500,000 patients**


There are Three Main Subtypes of Epidermolysis Bullosa*

Skin structure



Source: Adapted from DEBRA America

EB subtypes

Subtypes	Symptoms	Frequency	Mortality risk
Simplex	➤ Blistering on hands and feet (localized)	~75%	
	➤ Blistering all over body (generalized)		
Dystrophic	➤ Contraction of joints	~20%	
	➤ Fusion of fingers and toes		
	➤ Contraction of mouth membranes		
	➤ Narrowing of esophagus		
	➤ Possibility of skin cancer		
Junctional	➤ Marking and damage to skin or face	~5%	
	➤ Internal blistering of oral tracts		
	➤ Extensive blistering all over body		
	➤ Blistering of membranes of internal organs		
	➤ Severe complications can often become lethal		

*Kindler EB is a very rare 4th type of EB with about 250 affected individuals reported worldwide

EB Patients Receive Care at Centers of Excellence...

There are comprehensive EB pediatric/adult clinics worldwide including a newly created EB clinic in Abu Dhabi



- There are a concentrated number of EB specialized research hospitals with large, identified patient populations
- DEBRA, the worldwide patient advocacy group, maintains large databases of patients

Zorblisa™ Overview

Zorblisa™ is Being Developed as Whole Skin Surface Topical EB Treatment for All Subtypes

- **Zorblisa™ is a proprietary new molecular entity (NME) which has completed Phase 2 and 3 development in the US and EU**
 - Demonstrated efficacy and excellent safety in Phase 2a, Phase 2b, and Phase 3 trials
 - **No systemic absorption, locally delivered**
 - Zorblisa™ previously received orphan designation for the US and EU, and would qualify in Japan **(10 years exclusivity)**
 - US data exclusivity for orphan designation will be for 7.5 years
 - Approved PIP in Europe - 12 years data exclusivity with defined registration path
 - No pathway for generic drugs for non-systemic therapeutics post expiration of exclusivity
 - Worldwide commercialization rights



Summary of Zorblisa™ Clinical Phase 2 and 3 Results Simplex, Junctional and Dystrophic EB Patients

Summary of Zorblisa™ Clinical Development Program

Two Placebo Controlled Clinical Trials (SD-003 and SD-005) and 2 Open Label Extension Studies (SD-004 and SD-006)

➤ Two Placebo Controlled Clinical Trials with Similar Efficacy and Safety Results

- Total of 217 EB patients (Simplex, Dystrophic and Junctional) treated with 6% Zorblisa™

➤ Zorblisa™ is a topical whole-body treatment which has demonstrated in clinical trials clinically relevant safety and efficacy across all EB subtypes

▪ Rapid Target Wound Closure

- Proportion of patients with complete closure higher than placebo beginning at first visit (week 2) and continuing throughout trial in both studies
- Median time to complete wound healing much faster in Zorblisa-treated patients versus patients on placebo

▪ Rapid Reduction in Whole Body Coverage in Lesional Skin and Wounds

- Phase 2 and 3 - Reduction in lesional skin (wounds and blisters) and whole body wound burden in Zorblisa-treated patients versus placebo patients in patients with all levels of wound burden at baseline

▪ Reduction in Skin Infection

- Phase 3 - The proportion of patients with skin infections was statistically significantly lower in the Zorblisa™ group versus the placebo group (18.3 versus 33.3%, $P=0.026$)

▪ Improvement in Itching within 7 Days of Zorblisa™ treatment versus placebo

- Recent survey in adults with either of the 3 major subtypes, 85% reported itch as the most troublesome symptom.¹

¹Papanikolaou M, Onoufriadis A, Mellerio JE, Nattkemper LA, Yosipovitch G, Steinhoff M, McGrath JA. Prevalence, pathophysiology and management of itch in epidermolysis bullosa. *Br J Dermatol*. 2021 May;184(5):816-825. doi: 10.1111/bjd.19496. Epub 2020 Nov 29. PMID: 32810291.

Clearly Defined Registration Paths in US, EU, and Japan



- Agreements with FDA
 - Single Phase 3 registration trial
 - Approved primary endpoint
 - Preclinical, CMC requirements defined and completed
 - Treatment across all subtypes, ages 1 month and older



- Clinical program to support registration in Europe
 - PDCO agreed Pediatric Investigation Plan (PIP) – identical to US development plan
 - CMC and non-clinical programs agreed

Opportunity to Benefit EB Patients in Multiple Markets

Topical whole skin
surface treatment



Compelling efficacy data,
rare pediatric and orphan
designations provide
rationale for access



Large commercial
opportunity

- Therapy in development for EB targeting all subtypes
- Therapy in development for treating both pediatric and adult patients

- Compelling Phase 2a, Phase 2b, and Phase 3 efficacy data
- Orphan drug pricing
- Efficacy and safety benefits demonstrated in clinical trials for EB patients across all subtypes

- Topical EB treatment to treat whole body across all EB subtypes
- Specialty market of consolidated centers of EB excellence
- Small specialty sales force needed

Prevalence of EB

- US 20,000–40,000
- EU 50,000–80,000
- ROW 300,000–400,000

